



Tottenham Infant School



Reception Curriculum
Autumn Term 2024
Information For Parents and Carers

Contents

- Transition
- Reception Baseline Assessment (RBA)
- Autumn 1
- Autumn 2
- Uniform/PE Kit
- Questions & Contact Details

Early Years Foundation Stage



Statutory framework for the early years foundation stage

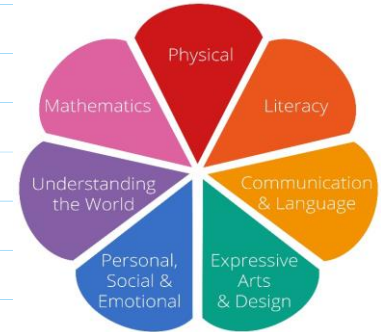
Setting the standards for learning,
development and care for children from
birth to five

Published: 12 July 2023

Effective: 4 September 2023

1

Our Reception Class
provision is designed to
ensure we meet the
requirements of 'The Early
Years Foundation Stage'
framework.



Transition

- Children have settled well
- Exploring the environment
- Embedding routines
- Mini tours of the school
- Explaining, talking, showing
- Visual timetable



Reception Baseline Assessment (RBA)

- The reception baseline assessment will provide the basis for a new way of measuring the progress primary schools make with their pupils
- Unlike the current progress measure, this will give schools credit for the important work they do with their pupils between Reception and Year 2



Teaching and Learning

- Phonics and reading has started
- Children have been practicing writing their names and forming some other letters
- Adult led activities have started for Maths
- Creating a self-portrait- line drawing

Golden Rules and School Values

The Golden Rules

Listen



Be Gentle



Be Kind and Helpful

Work Hard



Look After Property





Keep Yourself
and Others Safe




Autumn 1

- This Is Me
- Diurnal and Nocturnal animals
- Autumn
- Sequencing events in a story
- Orally retelling a familiar story
- Writing initial sounds, labels, captions
- Number – up to 4. Composition, subitising, comparison, ordering, counting 1:1
- Curiosity, noticing, questioning things in the environment



Autumn 2

- Animals who live in Antarctica
- Winter
- Fiction and Non-fiction
- Sequencing events in a story
- Orally retelling a familiar story
- Writing labels, captions and short sentences
- Number – up to 5
- Commenting on similarities and differences, noticing



Reading



Collins
BIG CAT

Your child must read every day!

Bring book bag in every
day


















- ❑ 1:1 and Guided reading sessions
- ❑ Sent home every week is a Big Cat book (which matches your child's phonic level) as well as another book from our school library which you can share together for enjoyment
- ❑ It is vital your child reads with you at home everyday
- ❑ Read stories to your child – in English or your home language
- ❑ Ask questions to your child about what they can see in the pictures and what they think might happen next

Phonics



Letters and Sounds Revised: Little Wandle

We will be hosting a separate meeting for phonics

Grapheme chart														Phase 2 and 3			
s		p	n	m	d	g	c	r	h	b	f	l	j	v			
s	t	p	n	m	d	g	c	r	h	b	f	l	j	v			
ss	tt	pp	nn	mm	dd	gg	k	rr		bb	ff	ll		vv			
							ck										
							cc										
		y	z	qu	ch	sh	th	ng	nk	a	e	i	o	u			
w	x	y	z	qu	ch	sh	th	ng	nk	a	e	i	o	u			
			zz														
			s														
																	
ai	ee	igh	oa	oo	oo	ar	or	ur	er	ow	oi	ear	air				

Letter Formation








Before Christmas

After Christmas

School font

Phase 2 grapheme information sheet

Autumn 1

Grapheme and mnemonic	Picture card	Pronunciation phrase	Formation phrase
s s	 snake	Show your teeth and let the s his out sssss sssss	Down the snake from head to tail
a a	 astronaut	Open your mouth wide and make the a sound at the back of your mouth a a a	Around the astronaut's helmet and down into space
t t	 tiger	Open your lips, put the tip of your tongue behind your teeth and press t t t	Down the tiger and across its neck
p p	 penguin	Bring your lips together, push them open and say p p p	Down the penguin's back, up and around its head
i i	 iguana	Pull your lips back and make the i sound at the back of your mouth i i i	Down the iguana and dot the leaf
n n	 net	Open your lips a bit, put your tongue behind your teeth and make the n sound n n n n n n n	Down, up and over the net.
m m	 mouse	Put your lips together and make the m sound m m m m m m m	Down, up and over the mouse's ears.

a b c d e f

g h i j k l

m n o p q

r s t u v w

x y z

Consistent letter formation

Ready to join

School access with be emailed out

Letter-join 

PE

PE – Every Tuesday

Your child must wear the correct P.E kit to school.

They will need:

- White t-shirt
- Black shorts
- Black tracksuit bottom with elasticated ankles
- Trainers or plimsolls with velcro straps



For health and safety reasons, your child must not wear any watches or jewellery, parents are asked to remove any earrings including studs.

Long hair must be tied back.

Dance

Dragonflies – Thursday

Bumblebees – Thursday

Home Learning

Home learning is shared via email weekly and includes the following tasks:

- Creative task
- Phonics sounds of the week
- Words of the week
- Mathematics
- Home reading - read everyday



- Please speak to your child's class teacher if you require a paper copy



Book bags & water bottles

- ❑ **Book bags every day – routine**
- ❑ **Water bottles every day – clearly labelled with your child's name**
- ❑ **Fruit is provided by school – please do not send in fruit or snacks for your child**




School Newsletter

- Usually twice a half term
- Access on the website
- Lots of news, information and dates
- Celebrate achievements outside of school



Useful Websites



Phonics songs
'zed version'

[PhonicsPlay.co.uk](https://www.phonicsplay.co.uk)



EYFS
Games



Letter-join

The logo for 'Collins Connect', featuring a purple lion head icon, the text 'Collins BIG CAT', and the word 'Collins' in a red box followed by 'Connect'.

The logo for 'Mathletics', featuring the word 'Mathletics' in a blue, stylized font on a white background with a grid pattern.

Login details for Mathletics, Letter-join and Collins Connect will be given separately.
Please remember to supervise your child when they are using the internet.

SCHOOL UNIFORM

Jumper



T-shirt/Shirt



Trousers



Dress/Skirt



Shoes



Summer
Dress/Shorts





Final Note

Please do get in touch if you have any concerns or queries.

deputy.headteacher@tottenham.enfield.sch.uk
office@tottenham.enfield.sch.uk